

Heavy Flavor Tracker (HFT) : A new Silicon Tracker for STAR experiment at RHIC*

SPIROS MARGETIS
FOR THE STAR COLLABORATION

Kent State University, Ohio, USA

The HFT is a new upgrade in STAR experiment at RHIC. It is replacing the decommissioned silicon drift detector with active pixel technology in order to achieve about an order of magnitude better track pointing (DCA) resolution. This upgrade will allow for a direct and full topological reconstruction of charmed meson decays (e.g. D^0 etc.) and a better determination of B - meson spectra. Key measurements are d^0 elliptic flow determination, especially in the lower transverse momenta (p_T) region, identified heavy quark suppression at high p_T (R_{AA})

PACS numbers: 13.20.Ft, 13.20.Hw, 12.38.-t, 25.75.-q, 25.75.Cj, 12.38.Mh

1. Introduction

Due to their large masses, heavy flavor (c and b) quarks are produced in the early stages of heavy ion collisions [?]. A precise measurement of heavy flavor production could be achieved by identifying the decay of charmed mesons using direct topological reconstruction and thus disentangling the c and b contributions. The HFT has the necessary resolution for such a measurement that requires high precision. It is the assembly of the existing Silicon Strip Detector (SSD) and 2 new detecting devices: the Intermediate Silicon Tracker (IST) and the PIXEL detector. The PIXEL is composed by 2 layers of monolithic CMOS Active Pixel sensors [?] which measure with great accuracy the position of a particle within a few centimeters of the interaction region. These very thin layers minimize the multiple coulomb scattering. The intermediate tracking system is made by the IST and the existing SSD (Table ??). The purpose of the IST and the SSD is to link tracks found in the STAR Time Projection Chamber (TPC) to the PIXEL detector.

* Presented at Excited QCD 2010

Table 1. Characteristics of each silicon layer of the HFT

Detector	Radius (cm)	Technology	Silicon thickness (μm)	Hit resolution $R/\phi - Z$ ($\mu\text{m} - \mu\text{m}$)	Thickness in X_0
SSD	23	2-side strips	300	30 - 857	1%
IST	14	Si Strip Pads	300	170 -1700	1.2%
PIXEL	2.5, 8	Active Pixels	50	10 - 10	0.37%

2. Simulation details

Simulations presented in this proceedings were performed using the full STAR geometry package with 10k AuAu HIJING central events at $\sqrt{s_{NN}} = 200$ GeV embedded with D^0 and Λ_c particles, forced to decay to their hadronic channels ($D^0 \rightarrow K^- \pi^+$, $\Lambda_c \rightarrow K^- \pi^+ p$). Their reconstruction efficiencies are based on particle identification of daughter particles provided by the TPC and extended to higher p_T with the Time of Flight detector (TOF) : $K-\pi$ and $(K+\pi)-p$ separations were done up to $p_T \leq 1.6$ GeV/c and $p_T \leq 3$ GeV/c, respectively. Topological cuts have been also applied to the D^0 candidates. The effect of *out of time* events is included in the PIXEL simulation at a rate corresponding to RHIC-II luminosity.

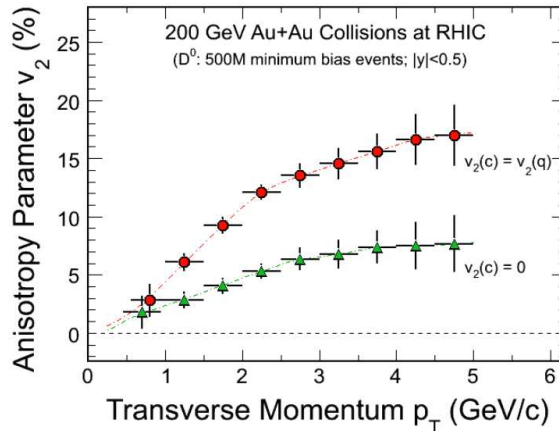


Fig. 1. Projections of key measurements with HFT

3. Estimated D^0 and Λ_c reconstruction performances

Figure ?? shows the statistical error projections for the key measurements with the HFT in 500 M minimum bias AuAu collisions. Fig. ??(left) is the flow parameter v_2 , shown for two extreme scenarios [charm quark flow equal to light quark flow (red circles) and charm quark does not flow (green triangles)]. The HFT will be able to distinguish with great accuracy these

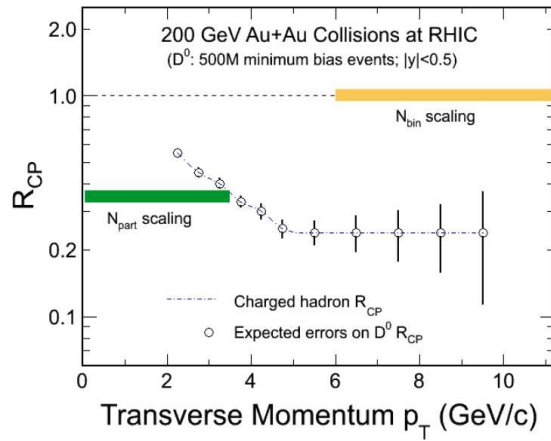


Fig. 2. Projections of key measurements with HFT

2 cases. Figure ??(middle) shows the suppression factor R_{CP} of D^0 : the HFT will be able to measure it directly for $p_T \leq 10$ GeV/c via the hadronic channel thus avoiding the indirect method using non-photonic electrons. A measurement of Λ_c is important to perform since the Λ_c/D^0 ratio may be enhanced, indicating a similar pattern to the baryon/meson ratio involving light quarks in the intermediate p_T region [?]. Two scenarios are investigated for the Λ_c/D^0 ratio [?]: no enhancement and same enhancement as Λ/K_S^0 . We see from Fig. ??(right) that the statistical errors are sufficiently small, making a measurement of baryon/meson ratio in charm sector with good precision in heavy ion collisions.

4. Summary

The HFT, by using low mass CMOS sensors, will be able to directly reconstruct charm hadrons over a large momentum range and, thus, study flow and energy loss of heavy flavor particles. Several physics capabilities such as baryon/meson ratio in the charm sector have been studied.

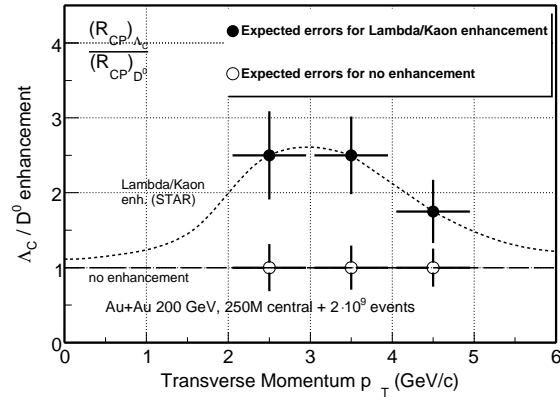


Fig.3. Projections of key measurements with HFT

5. Next section

The text...

5.1. Subsection

The text...

REFERENCES

- [1] Z. Lin and M. Gyulassy, *Phys. Rev. C* **77** (1996) 1222.
- [2] E. Anderssen et al., *A Heavy Flavor Tracker for STAR* (<http://www.osti.gov/bridge/servlets/purl/939892-be12Up/939892.pdf>).
- [3] S. H. Lee et al., *Phys. Rev. Lett.* **100** (2008) 222301.
- [4] J. Kapitan, *Eur. Phys. J. C* **62** (2009) 217-221.